

Quick Guide

BerryDialer - Designed for BlackBerry® Wireless Handheld

About

BerryDialer brings full calling card support to your BlackBerry®.

Installation

Extract all contents of the .zip file to a single directory and select the .plx in the "Application Loader" of your "BlackBerry Desktop Manager". Follow the instructions and the program will be installed on your BlackBerry®. A more detailed guide on third party program installation can be found here:








- [Install Applications using a Microsoft Windows Desktop](#)
- [Install Applications using a Mac OS X Desktop](#)

Enterprise installation through a **BES environment** is possible as well. Please refer to the following very detailed installation on this topic:

- [Install Applications on BlackBerry Devices through BES](#)

Post Installation – Reset

Please perform a hard reset of your device. Therefor, please proceed as followed:

- Press  +  + 
- Wait until the red BlackBerry status light is off. 
- Press  +  + 
- Go to the *BerryDialer* program icon and setup your calling card.

BlackBerry® Pearl users have to remove their BlackBerry or download, install and use the free [SoftReset](#) application to perform a reset.

Post Installation – Permissions

If, and only if your BlackBerry® reports an error message when you try to call someone using the "BerryDialer Call" which states "Program is not allowed to access the Phone application" (or something similar) you need to grant *BerryDialer* access to the phone application. This might be the case if you have a default IT policy on your enterprise BlackBerry® or your mobile network operator restricted the phone access from third party applications by default. Anyway, this needs to be changed in order to get *BerryDialer* work. Please perform the steps below to allow *BerryDialer* application permissions for establishing "Connections".



Requirements: BlackBerry® OS 4.1 or above

The RIM, BlackBerry and SureType families of related marks, images and symbols are the exclusive properties and trademarks of Research In Motion Limited. More information on legal issues can be found [here](#).

Who should use *BerryDialer*

Everyone who wants to save money.

Independent researches resulted in the conclusion that everyone can save up to 80% by using a calling card on phone calls. No matter you are an individual / private user or representing a company.

If you want your **company** to save money on phone calls please refer to page 3 in this document. There are a lot enterprise services, volume license packages as well as enterprise customizations available for *BerryDialer*.

Limitations

The following fields can not be accessed by *BerryDialer* due to API limitations defined by RIM:


- Work 2
- Home 2
- Other

Please store your numbers in one of the following fields to make them accessible:

- Work
- Home
- Mobile
- Pager
- Fax



Languages

BerryDialer supports the following program languages: English, German. 

Get Calling Cards

BerryDialer - Designed for BlackBerry® Wireless Handheld

Calling Cards

It is of course your choice to use any calling you want with *BerryDialer*. The program has been designed to be compatible with nearly any kind of calling cards you can imagine. As a special **free service** please find a list of calling cards below. All of them are **low in price** and have been tested with *BerryDialer* already. Therefore, this is the most convenient way for you to get a new calling card.

Domestic – within USA – International, and Holiday Calling Cards

USA - Continental Calling Cards from 0.6¢ per Minute:

[Get it here](#)

International Calling Cards from 0.5¢ per Minute:

[Get it here](#)

Calling Cards Christmas Special:

[Get it here](#)

Calling Cards Easter Special:

[Get it here](#)

Calling Cards Father's Day:

[Get it here](#)

USA - Calling Cards Independence Day:

[Get it here](#)

Calling Cards Mother's Day:

[Get it here](#)

Calling Cards Valentine's Day:

[Get it here](#)



Powered by [SpeedyPin Calling Cards](#)

Setting up a Calling Card

Setting up a calling card is pretty easy. Just open the *BerryDialer* administration screen by clicking into the *BerryDialer* icon. Select "Add Card" and enter your calling card data. By saving the entered calling card data the calling card will be saved. Below is an illustration of this procedure.



The currently available calling card options are:

- **Calling Card Name:** Helps you to identify it when calling.
- **Access Number:** The number of the calling card provider.
- **Calling Card Number:** The calling card's number.
- **Verification Code:** Some cards have a verification code.
- **International Prefix:** If needed enter the prefix here.
- **Termination Chars:** In few cases this needs to be added.

You can add a pause in seconds between every number. This will cause *BerryDialer* to connect the call until the first pause appears and then waits the entered seconds before sending the following numbers as you would do by pressing the number buttons after a voice prompted for them. If all pause options are set to "0" the complete number will be dialed at once.

BerryDialer can handle multiple calling cards and you can add up to 100 calling cards here. If you have a calling card that

Requirements: BlackBerry® OS 4.1 or above

The RIM, BlackBerry and SureType families of related marks, images and symbols are the exclusive properties and trademarks of Research In Motion Limited. More information on legal issues can be found [here](#).

Making *BerryDialer* Calls

BerryDialer - Designed for BlackBerry® Wireless Handheld

Use Calling Cards

Making calls using your already set up calling card is made very easy. In all locations of your Phone Application or Address Book you can find a menu item called “BerryDialer Call” which allows you to call the selected contact using a calling card. This is currently available from three locations:

- Address Book
- Call Log
- Entered Telephone Number (just start typing a number in your home screen or ribbon)

Limitation

Due to API limitations defined by RIM it is currently not possible to just start typing a name on your ribbon or home screen, select a contact's number and hit “BerryDialer Call”.

Use Calling Cards – from your Address Book

Open the Address Book, select a contact with your trackball, and hit the “BlackBerry” button left next to your trackball. The menu comes up and you just need to select the “BerryDialer Call” menu item. In case the contact has more than one number assigned to it you will be prompted to select one. In case you have more than one calling card set up you will also be prompted to select one. Below is an illustration of this.



Use Calling Cards – from your Call Log

Open the Call Log, select a contact with your trackball, and hit the “BlackBerry” button left next to your trackball. The menu comes up and you just need to select the “BerryDialer Call” menu item.



Use Calling Cards – by typing a number

While the home screen or ribbon is active: start typing a phone number, and hit the “BlackBerry” button left next to your trackball. The menu comes up and you just need to select the “BerryDialer Call” menu item.

Requirements: BlackBerry® OS 4.1 or above

The RIM, BlackBerry and SureType families of related marks, images and symbols are the exclusive properties and trademarks of Research In Motion Limited. More information on legal issues can be found [here](#).

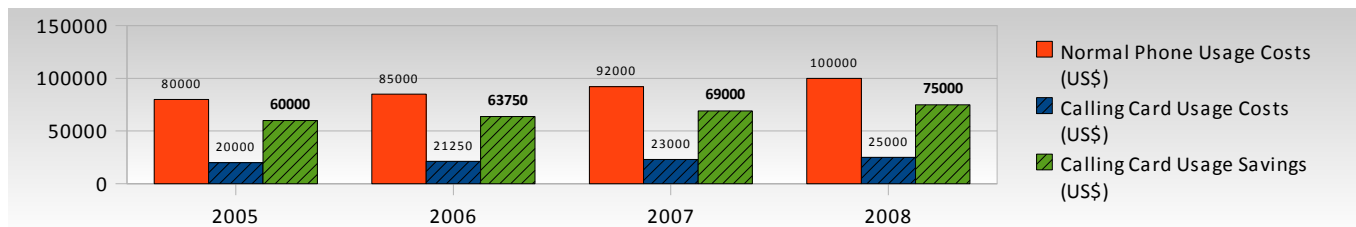
Enterprise Customization

BerryDialer - Designed for BlackBerry® Wireless Handheld

Enterprise Information

BerryDialer has been built to be installable via OTA as well. This means it can be deployed in several ways including an automated distribution using a BlackBerry Enterprise Server®. Companies can save up to 80% of their phone costs on international calls by using calling cards. BerryDialer is the application which can save your company a lot of money!

The following estimation of cost savings on phone calls is based on a company with 1,000 BlackBerry users in the year 2008. Each BlackBerry user produces normal phone costs of \$100 per month. For demonstration purposes the target phone cost savings are set to a flat 75% saving per phone call.



Save Your Company
up to 80% on
International Calls!

Enterprise Customization

- ✓ Volume Discounts
- ✓ Pre-loaded Card Data
- ✓ Data Control via BES®

Learn More!

Volume Licenses

If you are looking for a bunch of licenses to e.g. provide your workforce with BerryDialer please check our our volume licenses list below. We offer good discounts to you and provide high quality software!

Licenses	Discount
10 - 24	10%
25 - 49	15%
50 - 99	20%
100 - 299	30%
300 - 999	40%
1000+	45%



If you are interested in purchasing an higher amount of BerryDialer licenses please contact us by email at info@s4bb.com.

Enterprise Customization

We do also provide enterprise customization of BerryDialer to offer a comprehensive calling card solution for BlackBerry® Wireless Handhelds. By a creating customized BerryDialer derivate with **pre-loaded calling card data** we can offer you an out-of-the-box solution which just needs to be distributed to your handhelds. It is also possible to get a **co-branded** or **white-labeled** version to ensure your corporate identity. S4BB Limited can also provide **redistribution license** models. It is also possible to control BerryDialer's calling card through your BlackBerry Enterprise Server® which allows to dynamically change calling/ phone card data on a BlackBerry® in your enterprise environment. If you are interested in such a customization we would be pleased to make you a special offer on this. Please contact us at: info@s4bb.com.

Requirements: BlackBerry® OS 4.1 or above

The RIM, BlackBerry and SureType families of related marks, images and symbols are the exclusive properties and trademarks of Research In Motion Limited. More information on legal issues can be found [here](#).

Get more for your BlackBerry®

Designed for BlackBerry® Wireless Handheld


You can get more for your BlackBerry®!



In cooperation with MobileSoftMarket we are providing discount coupons exclusively for our customers. You can **save 25%** on all purchases of BlackBerry® software products. The discount coupon can be found at the bottom of this page, and recommended products are listed below.



[Ziplorer](#)



[Flashlight Pro](#)



[BatteryBooster](#)



[EmergencyWipe](#)




[Ringtone Generator](#)

Productivity Software for BlackBerry®!




No matter you are a business user or an individual who likes to use the BlackBerry®. Improving your productivity is crucial for all of your life's parts. It is important that you can fulfill your tasks at work and at home in an easy and fast way. Productivity software can help you to increase your own productivity while using a BlackBerry® Wireless Handheld. Please find a selection of best selling productivity applications for BlackBerry® here:



[NextAction!](#)



[TaskMaster](#)



[TimeTracker](#)



[HabitMaster](#)



[DoneIn2Minutes](#)


Games for BlackBerry®!




Playing games is a way of relaxing and getting away from stress. Even though it might just happen in your lunch break. Here are the favorites:



[Sudoku Expert
Martial Arts Edition](#)



[Sudoku Expert
Porsche Arts Edition](#)



[Sudoku Expert
Standard Arts Edition](#)



[Sudoku Expert
Yacht Arts Edition](#)



[BBtris](#)

Your personal 25% Discount Code: **97F34M**

www.mobilesoftmarket.com

Requirements: BlackBerry® OS 4.1 or above

The RIM, BlackBerry and SureType families of related marks, images and symbols are the exclusive properties and trademarks of Research In Motion Limited. More information on legal issues can be found [here](#).